


Smartphone Friendly

Use the **Medina Healthcare System Patient Portal** on mobile devices by downloading the MHealth app from the Apple App Store or Google Play Store.



Essential Information and Tools:

The **Medina Healthcare System Patient Portal** lets you manage your health information and care easily and securely. It includes:

HEALTH INFORMATION

- Lab and exam results
- Allergies and conditions
- Immunizations
- Medications, including renewals
- Visit history
- Discharge instructions
- Health summary

APPOINTMENTS

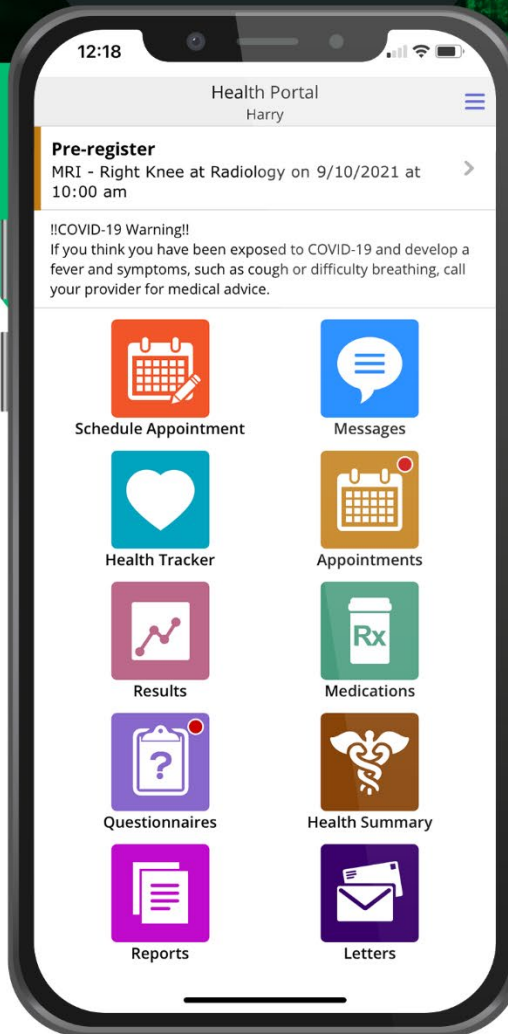
- Appointment requests
- Visit information, such as instructions and directions

COMMUNICATION

- Provider messaging
- Virtual visits
- Check-in, including the ability to fill out forms

BILLING

- Online bill pay
- Outstanding balances



Additional Benefits:

Beyond a variety of health management features, the **Medina Healthcare System Patient Portal** provides:

SHARED ACCESS

You can grant access to your **Medina Healthcare System Patient Portal** to trusted individuals, such as family members, and can specify which types of information they can see.

SECURITY

The **Medina Healthcare System Patient Portal** is encrypted, rewrites URLs, and times out after inactivity, making it safe to use on personal or public devices.

INTEGRATION

All the information in the **Medina Healthcare System Patient Portal** comes from your Medina Healthcare Electronic Health Record to ensure you have accurate, up-to-date information.

SUPPORT

Each Portal page includes: "Contact Us" and "Learn More Sections" for you to get help with your technical questions.




Medina Healthcare System

Contact Us:

830-426-7700
www.medinahospital.net
3100 Ave. E
Hondo, TX 78861

Medina Healthcare System Patient Portal



Simple Enrollment

****Had a recent visit?** If so, check your email for your [Portal] invitation! Otherwise, to begin using the Portal:

- 1 **Visit** our website: www.medinahospital.net & click on "Patients & Visitors"
- 2 **Click** on the "Patient Portal" link
- 3 **Complete** enrollment questionnaire by providing name, DOB, email, etc.
- 4 **Access** your email and click the "Medina Healthcare System Patient Portal" link
- 5 **Select** a new username and password
- 6 **Visit** the Apple or Google Play stores and download the MHealth app
- 7 **Explore** the "Medina Healthcare System Patient Portal!"

MANAGE
Your Health
Information

COMMUNICATE
with Your Providers

TAKE
an Active Role
in Your Care

MEDITECH